TUBEPRESS

ibex AUSTRALIA

PRODUCT CATALOGUE
& TECHNICAL MANUAL

TUBEPRESS

CATALOGUE INDEX

TUBEPRESS

316L STAINLESS STEEL PIPE SYSTEM

TUBEPRESS® is a leading international stainless-steel pipe system manufactured in Germany from 316L stainless steel that is inert, releases no substances and provides the ultimate hygienic solution for a wide range of applications.

TUBEPRESS® press-fit piping systems offer faster, safer and cleaner installations with unsurpassed performance and are preferred by industry as the ideal alternative to conventional piping systems.

TUBEPRESS® provides you with German quality product backed by experience and a technical support structure that is committed to providing exceptional service and guaranteed quality.

TUBEPRESS® applications are extensive with a range of O-ring materials available; whether it be heavy industry, chemical, high temperature, water or gas, systems can be tailored to suit your needs.

- **COST SAVING INSTALLATION**
- **PREFERRED BY INDUSTRY**
- **GUARANTEED TO LAST**
- **40 BAR+ PRESSURE RATING**

5 STEP PROCESS

1

CUT

2

DEBURR

3

WITNESS MARK

4

ASSEMBLE

5

PRESS
(15 SEC 15mm -35 mm)

- **MORE THAN 10x QUICKER THAN CONVENTIONAL WELDING**

- **Mechanical**
- **Plumbing**
- **Fire**
- **Fuel**

FEATURES & BENEFITS OF TUBEPRESS

ULTIMATE CONNECTION INTEGRITY

TUBEPRESS® achieves ultimate connection integrity through the unique manufacturing process, whereby the 15 mm to 54 mm fittings commence with a socketed section of equal to or greater length than the O-ring cavity width for 3 level pressing. This 3 level pressing, before, on and also behind the O-ring results in superior joint strength and rigidity.

All fittings have a 30 year press tightness guarantee.

INTERNAL VIEW AFTER PRESSING



ILLUSTRATION USING TUBEPRESS® LP TOOLING

316L Stainless Steel Material Number 1.4404 to BS EN 10088 fabricated to BS EN 10312. Watermark Certificate No 23057
Gas Approval Certificate No 7618
AS5200.053 • AS3688 Amdt1 AS4041 2006••AS1940

ibexaustralia.com.au sales@ibexaustralia.com.au 1300 85 45 20

TUBEPRESS® ADVANTAGES

- FASTER
- CHEAPER
- EASIER

TUBEPRESS® is an excellent alternative to conventional welded stainless steel and other materials including galvanised steel, copper, PVC and PE, to name a few. Offering faster installation and continual joint consistency, TUBEPRESS® is the product of choice when installing stainless steel service lines, without the need of welding skills. TUBEPRESS® can be installed by general fitters and pipe installers.

Projects previously carried out in galvanised steel are now being installed on time and on budget with TUBEPRESS® - whilst enjoying the many superior characteristics of stainless steel including no rust or corrosion and fast installation.

Future branches and alterations are easily installed offering lifelong advantages.

TUBEPRESS® offers far superior service life than PVC and PE in exposed applications, greater mechanical strength, higher pressure ratings (up to 40 bar+) and higher temperature ratings (200 C, short term up to 280 C).

TUBEPRESS® offers greater pressure and temperature ratings compared with copper and superior corrosion resistance. Due to the passive layer formed when in contact with potable water, no dangerous oxides are formed and the system never adversely affects water quality.

QUICK & EASY TO INSTALL
- Fast & clean to install – enjoy the benefits of higher productivity

LABOUR SAVINGS
- Less installation hours on site – up to 50% reduced labour costs
- Lower skilled tradesmen required to carry out installation

STRONG & SAFE
- Up to 40 bar+ working pressure rating

MAINTENANCE FREE
- Long service life

EXTENSIVE RANGE
- Wide range of pipe and fittings, 15 mm to 108 mm

IMPROVED FLOWS
- Larger bores and improved flow rates

GUARANTEED
- 30 year press tightness guarantee

APPROVED
- Watermark and gas certification, ActivFire®, multiple international approvals

NO CONSUMABLES
- No welding gas, oxy/act, silver solder,welding wires or cleaning products etc.

CONSISTENCY
- Every connection is uniform throughout the installation
- No re-work due to inconsistency of connection quality, removing issues of substandard welds or joints, particularly in difficult access situations

NO HOT WORK
- No hot work precautions required – heat protection, safety screens
- No hot work permits required – reduced non-productive time on site
- No fire sentry required
- No risk of burns or fire

SIMPLE TOOLS
- User friendly tooling – compact battery or 240 V press tools

SUITABLE FOR HIGH RISK ENVIRONMENTS
- No ignition – spark
- No open flame
- No risk of fire

OH&S FRIENDLY
- No risk to others
- No heat protection, screens or special workshops required

ENVIRONMENTALLY FRIENDLY
- No smoke, dangerous gases or toxic substances – pickling paste etc

DESIGN COST REDUCED
- Can be installed in-situ – reduced labour in prefabricated assemblies

OUTSTANDING LONG TERM VISUAL IMPRESSION

PROJECTS



PROJECTS



- Mechanical
- Plumbing
- Fire
- Fuel

THE SUPERIOR PIPING SYSTEM

TUBEPRESS® has been developed and manufactured in Germany for over 60 years and is the market leader providing the benefits of experience, research & development.

The authority of experience coupled with the complete combining of tube and fitting manufacture together in Germany, leads to consistent highly controlled levels of quality and perfectly matched tube and fittings which is unsurpassed internationally. TUBEPRESS® has Watermark Certificate No 23057 to AS 5200.053:2008 and AS 3688:2005 Amdt 1 2006, Gas Certification 7618 and multiple international approvals. IBEX Australia supports the needs of clients through ongoing product education, training and attentive customer service.

QUALITY

- TUBEPRESS® Tube & Fittings are manufactured from 316 L High Grade Molybdenum stabilised stainless steel giving high corrosion resistance
- More press points – reduced corners and edges, particularly round press profile and smooth bore – high flow rates (see illustration below)
- High quality elastomer O-ring seals for a wide range of applications
- Colour indicators on outside of fitting for O-ring identification
- Secure leak path safety feature – TUBEPRESS® EPDM fittings are designed in such a way that they visibly leak if not pressed
- 30 year guarantee on press fit connection tightness

MORE PRESS POINTS – REDUCED CORNERS AND EDGES

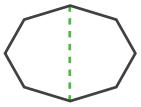

8- POINT PROFILE
15 MM UP TO 22 MM

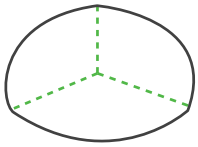

LEMON SHAPE PROFILE
28 MM UP TO 54 MM

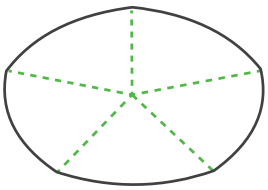

SHAPE PROFILE
76 MM UP TO 108 MM

PRESS PROFILES USING TUBEPRESS® HP TOOLING

Materials:	Material no: 1.4404 / AISI 316 L according to EN 10088
Formed components:	Material no: 1.4408 / AISI 316 L according to EN 10283
Stainless steel precision casting parts:	Material no.: 1.4404 / AISI 316 L according to EN 10088
Tubes:	Tube dimensions according to EN 10312 and DVGW-GW 541
Tubing internal surface:	blank and solution annealed, Firmness limited upward According to EN 10312, free of harmful components and according to the special requirements of the DVGW working paper GW541

ibexaustralia.com.au sales@ibexaustralia.com.au 1300 85 45 20

PRESSURE RATINGS

STANDARD PRESSURE 16 BAR PLUS | HIGH PRESSURE 40 BAR | 40 BAR PLUS

316 L STAINLESS STEEL PIPE SYSTEM

Tubepress®	STANDARD PRESSURE		HIGH PRESSURE	
	DIMENSION / PRESSURE		DIMENSION / PRESSURE	
EPDM BLACK	D = 15 - 22 mm / Pn 40 D = 28 - 35 mm / Pn 25 D = 42 - 108 mm / Pn 16	40 bar 580 psi 25 bar 360 psi 16 bar 235 psi	D = 15 - 22 mm / Pn 40 D = 28 - 35 mm / Pn 40 D = 42 - 108 mm / Pn 40	40 bar 580 psi 40 bar 580 psi 40 bar 580 psi
HNBR YELLOW	D = 15 - 108 mm / Pn 5	40 bar 580 psi 25 bar 360 psi 16 bar 235 psi	D = 15 - 108 mm / Pn 5	5 bar 72.5 psi
FKM (VITON) RED	D = 15 - 22 mm / Pn 40 D = 28 - 35 mm / Pn 25 D = 42 - 108 mm / Pn 16	40 bar 580 psi 25 bar 360 psi 16 bar 235 psi	D = 15 - 22 mm / Pn 40 D = 28 - 35 mm / Pn 40 D = 42 - 108 mm / Pn 40	40 bar 580 psi 40 bar 580 psi 40 bar 580 psi
FKM (VITON) GREEN	D = 15 - 22 mm / Pn 40 D = 28 - 35 mm / Pn 25 D = 42 - 108 mm / Pn 16	40 bar 580 psi 25 bar 360 psi 16 bar 235 psi	D = 15 - 22 mm / Pn 40 D = 28 - 35 mm / Pn 40 D = 42 - 108 mm / Pn 40	40 bar 580 psi 40 bar 580 psi 40 bar 580 psi
	Using TUBEPRESS® LP Tooling Using other press tools*		TUBEPRESS® Must be pressed with Genuine HP TUBEPRESS® tooling to guarantee the above pressure ratings	

- Max. operating pressure with compressed air: 30 bar (HP Equipment Only)
- Technical and Fuel gases refer to technical department

Any TUBEPRESS® system operating above the standard pressure ratings must be pressed with TUBEPRESS® high pressure (HP) equipment and have safety control measures installed in the system; refer to the technical department.

Technical applications need to be assessed by our technical department. Please provide details of required system sizing, temperature and operating pressure, medium to be conveyed plus other relevant details for an analysis and resultant recommendation / warranty to be provided.

* USING OTHER PRESS TOOLS

Using press tools from other manufacturers will affect pressure ratings and guarantees. Therefore, IBEX Australia gives NO guarantee for the tightness of other press tools. The system will only be rated in most cases to 16 bar, please refer to technical department for further details.

- The press tools must be maintained according to the respective manufacturer guidelines.
- Compact press tools up to and including 28 mm must have a minimum pressing force of 18 KN and a pin diameter of 10 mm
- Press tools up to and including 54 mm and up to and including 108 mm (electronic) must have a minimum pressing force of 30 kN and a pin diameter of 14 mm.
- With fittings up to and including 54 mm in diameter, pressing jaws and slings for press connections of the type M-MM must exhibit the original profiles SA, M or V.
- With fittings more than 54 mm in diameter, pressing jaws and slings for press connections of the type M-MM must exhibit the original profiles SA, M.
- The TUBEPRESS® installation instructions must be observed.

SPECIAL APPLICATIONS 40 BAR PLUS

TUBEPRESS® is safely operational at pressures in excess of the above standard pressure ratings. These special applications need to be assessed by IBEX Australia technical department. Please provide details of required system sizing, temperature and operating pressure, medium to be conveyed plus other relevant details for an analysis and resultant recommendation / warranty to be provided.

Any TUBEPRESS® system operating above standard pressure, MUST be pressed using TUBEPRESS® (HP) equipment and have safety control measures installed in the system; refer to IBEX Australia technical department.

Systems should be designed and installed suitable for the application to maintain integrity in accordance with the manufacture recommendation.

TUBEPRESS® APPLICATIONS

TUBEPRESS®

- Fluids (cold and hot water systems, fire and sprinkler systems, fuel and oil)
- Gases (including natural gas, inert gas, fuel gas, technical gases, compressed air)
- Chemical installations
- Industrial installations (such as pump lines, brine lines, vacuum piping, oils, industrial mixtures)
- Solar installations
- Electrical conduits, and much more

The manufacturer evaluates water and other medium analysis to ensure suitability of application, for this service please contact the IBEX Australia technical department.

MEDIUM APPLICATIONS	TUBEPRESS®	TUBEPRESS® GAS	TUBEPRESS® HT	TUBEPRESS® SILICONE FREE
POTABLEWATER	EPDM			
NON-POTABLEWATER	EPDM		HT	
FLOW & RETURN INDUSTRIAL FLUIDS	EPDM		HT	
FIRE SPRINKLERS	EPDM			
SOLAR SYSTEMS	EPDM		HT	
FUEL & NATURAL GAS		PN 5 GT / PN 5	HT	
SPECIALIST & LIQUID GAS	EPDM	PN 5 GT / PN 5	HT	SF
FUEL OIL / HYDROCARBON			HT	
COMPRESSED AIR	EPDM		HT	SF

INDUSTRY APPLICATIONS	TUBEPRESS®	TUBEPRESS® GAS	TUBEPRESS® HT	TUBEPRESS® SILICONE FREE
MANUFACTURING	EPDM		HT	SF
SHIP BUILDING & RAIL	EPDM	PN 5 GT / PN 5	HT	SF
INDUSTRIAL GENERAL & HEAVY	EPDM	PN 5 GT / PN 5	HT	SF
AUTOMOTIVE	EPDM		HT	SF
MEDICAL	EPDM	PN 5 GT / PN 5	HT	SF
CHEMICAL	EPDM	PN 5 GT / PN 5	HT	SF
CO-GENERATION ENERGY	EPDM		HT	
MINING	EPDM	PN 5 GT / PN 5	HT	
FOOD & BEVERAGE	EPDM	PN 5 GT / PN 5	HT	
PULP & PAPER	EPDM		HT	

Please refer to technical department for your special application

ibexaustralia.com.au sales@ibexaustralia.com.au 1300 85 45 20

CHOOSING YOUR TUBEPRESS® SYSTEM

SELECT THE 'O'RING THAT IS SUITABLE FOR YOUR APPLICATION

PLEASE NOTE: For O-ring recommendations on non-standard applications please refer to technical department.

TUBEPRESS ®

'O' RING	APPLICATIONS	MARKING	TEMPERATURE RANGE
EPDM Black	Water & Other		-30°C to 120°C
HNBR Yellow	Gas & Other	PN 5 GT / PN 5	-20°C to 70°C
FKM (Viton) Red	Industrial & Other	HT	-20°C to 200°C
FKM (Viton) Red	Silicon Free	SF	-20°C to 200°C

■ Mechanical ■ Plumbing ■ Fire ■ Fuel

TUBEPRESS® TUBE 15MM – 108MM

TUBE 316 L STAINLESS STEEL

DIMENSION D X T	LENGTH	WEIGHT KG/LTH	CODE
15 x 1.0	6 m	2.1	SSTUBE15
22 x 1.2	6 m	3.76	SSTUBE22
28 x 1.2	6 m	4.84	SSTUBE28
35 x 1.5	6 m	7.56	SSTUBE35
42 x 1.5	6 m	9.15	SSTUBE42
54 x 1.5	6 m	11.9	SSTUBE54
76.1 x 2.0	6 m	22.3	SSTUBE76
88.9 x 2.0	6 m	26.8	SSTUBE89
108 x 2.0	6 m	31.9	SSTUBE108

ELBOW 90° FEMALE / FEMALE

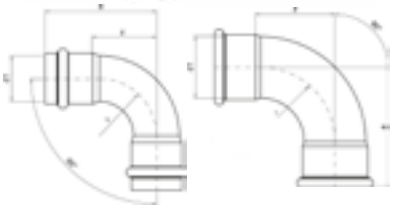

TUBE X TUBE	CODE	a	b
15	SE15	48	22
22	SE22	63	34
28	SE28	68	39
35	SE35	87	56
42	SE42	103	64
54	SE54	125	80
76.1	SE76	143	92
88.9	SE89	165	107
108	SE108	201	131

ELBOW 90° FEMALE / MALE

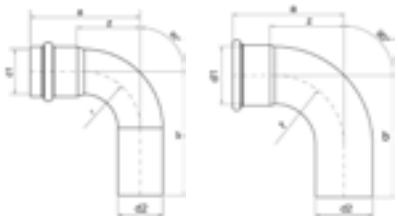

FITTING X TUBE	CODE	a	b	z
15	SMFE15	48	60	22
22	SMFE22	63	72	34
28	SMFE28	68	77	39
35	SMFE35	87	93	56
42	SMFE42	103	113	64
54	SMFE54	125	131	80
76.1	SMFE76	143	162	92
88.9	SMFE89	165	186	107
108	SMFE108	201	231	131

Fittings supplied standard with EPDM O Rings. When ordering HT or Gas, please add to part number.

ibexaustralia.com.au sales@ibexaustralia.com.au 1300 85 45 20

ELBOW 90° WITH FEMALE THREAD

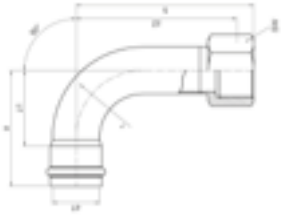

TUBE X THREAD	CODE	a	b	z1	z2	sw
15 x ½	SEF1515	48	91	22	77	24
22 x ¾	SEF2220	63	105	34	90	32
28 x 1	SEF2825	69	113	39	96	38
35 x 1¼	SEF3532	87	133	56	113	46

ELBOW 90° WITH MALE THREAD

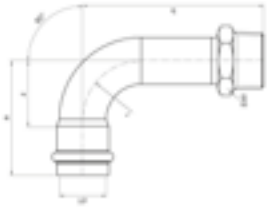

TUBE X THREAD	CODE	a	b	z	sw
15 x ½	SEM1515	48	84	22	22
22 x ¾	SEM2220	63	100	34	30
28 x 1	SEM2825	68	108	39	36
35 x 1¼	SEM3532	87	128	56	46
42 x 1½	SEM4240	103	149	64	55
54 x 2	SEM5450	125	173	80	65

ELBOW 90° WITH FEMALE THREAD

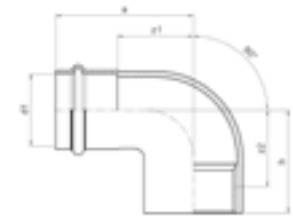

TUBE X THREAD	CODE	a	b	z1	z2
15 x ½	SEFC1515	52	31	27	17
22 x ¾	SEFC2220	56	37	28	22
28 x 1	SEFC2825	61	43	32	26
35 x 1¼	SEFC3532	67	51	37	31

Fittings supplied standard with EPDM O Rings. When ordering HT or Gas, please add to part number.

ELBOW 90° WITH MALE THREAD

TUBE X THREAD	CODE	a	b	z
15 x ½	SEMC1515	50	37	25
22 x ¾	SEMC2220	54	43	26
28 x 1	SEMC2825	58	52	29
35 x 1¼	SEMC3532	64	60	34
42 x 1½	SEMC4240	80	52	41
54 x 2	SEMC5450	96	62	51

ELBOW 45° FEMALE / FEMALE

TUBE X TUBE	CODE	a	b
15	S45E15	37	12
22	S45E22	48	19
28	S45E28	53	24
35	S45E35	58	27
42	S45E42	68	29
54	S45E54	83	38
76.1	S45E76	89	38
88.9	S45E89	101	43
108	S45E108	124	54

ELBOW 45° FEMALE / MALE

FITTING X TUBE	CODE	a	b	z
15	S45MFE15	37	47	12
22	S45MFE22	48	56	19
28	S45MFE28	53	60	24
35	S45MFE35	58	64	27
42	S45MFE42	68	79	30
54	S45MFE54	83	89	38
76.1	S45MFE76	89	108	38
88.9	S45MFE89	101	122	43
108	S45MFE108	124	150	54

Fittings supplied standard with EPDM O Rings. When ordering HT or Gas, please add to part number.

ibexaustralia.com.au sales@ibexaustralia.com.au 1300 85 45 20

LUGGED ELBOW

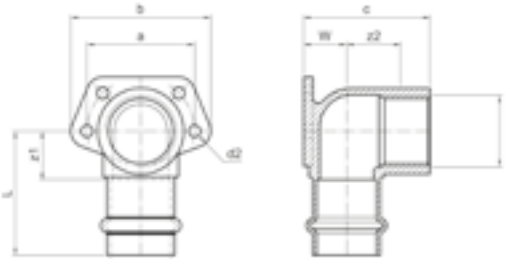

TUBE X THREAD	CODE	a	b	c	z1	z2	l	w	BOLT HOLES
15 x ½	SLEF1515	40	55	40	15	14	40	13	5
22 x ¾	SLEF2220	46	55	47	18	16	46	16	5

ENDCAP

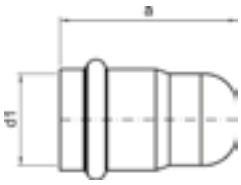

TUBE	CODE	a
15	SEC15	35
22	SEC22	43
28	SEC28	45
35	SEC35	47
42	SEC42	55
54	SEC54	61
76.1	SEC76	67
88.9	SEC89	72
108	SEC108	86

COUPLING

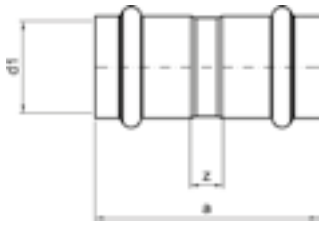

TUBE X TUBE	CODE	a	z
15	SC15	56	6
22	SC22	76	20
28	SC28	78	19
35	SC35	78	17
42	SC42	94	18
54	SC54	106	18
76.1	SC76	132	31
88.9	SC89	145	30
108	SC108	170	31

Fittings supplied standard with EPDM O Rings. When ordering HT or Gas, please add to part number.

SLIP COUPLING

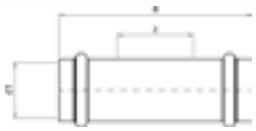

TUBE X TUBE	CODE	a	z
15	SCS15	78	27
22	SCS22	84	27
28	SCS28	96	37
35	SCS35	98	37
42	SCS42	114	37
54	SCS54	131	42
76.1	SCS76	148	47
88.9	SCS89	161	46
108	SCS108	210	71

REDUCER

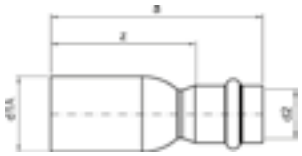

FITTING X TUBE	CODE	a	z
22 x 15	SRC2215	73	47
28 x 15	SRC2815	78	52
28 x 22	SRC2822	77	48
35 x 22	SRC3522	84	55
35 x 28	SRC3528	85	55
42 x 22	SRC4222	95	66
42 x 28	SRC4228	97	67
42 x 35	SRC4235	95	64
54 x 28	SRC5428	106	76
54 x 35	SRC5435	106	75
54 x 42	SRC5442	112	73
76.1 x 54	SRC7654	141	96
88.9 x 54	SRC8954	160	115
88.9 x 76.1	SRC8976	151	100
108 x 54	SRC10854	180	135
108 x 76.1	SRC10876	181	130
108 x 88.9	SRC10889	181	123

REDUCING COUPLING

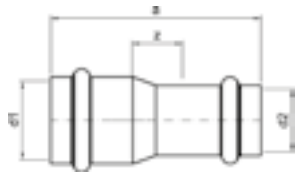

TUBE X TUBE	CODE	a	z
22 x 15	SRP2215	71	17
28 x 22	SRP2822	75	17

Fittings supplied standard with EPDM O Rings. When ordering HT or Gas, please add to part number.

ibexaustralia.com.au sales@ibexaustralia.com.au 1300 85 45 20

TEE

TUBE X TUBE X TUBE	CODE	a	b	z1	z2	z3
15	ST15	48	46	22	21	22
22	ST22	54	53	26	25	26
28	ST28	60	59	30	30	30
35	ST35	65	65	35	35	35
42	ST42	77	77	39	38	39
54	ST54	89	90	45	46	45
76.1	ST76	108	106	57	55	57
88.9	ST89	120	120	63	62	63
108	ST108	144	144	74	74	74

REDUCING TEE



TUBE X TUBE X TUBE	CODE	a	b	z1	z2	z3
22 x 15 x 22	SRT2215	55	51	27	25	27
28 x 15 x 28	SRT2815	60	54	30	28	30
28 x 22 x 28	SRT2822	60	56	30	27	30
35 x 15 x 35	SRT3515	65	58	35	33	35
35 x 22 x 35	SRT3522	65	59	35	31	35
35 x 28 x 35	SRT3528	65	62	35	33	35
42 x 22 x 42	SRT4222	77	63	39	34	39
42 x 28 x 42	SRT4228	77	64	39	35	39
42 x 35 x 42	SRT4235	77	67	39	37	39
54 x 22 x 54	SRT5422	89	69	45	40	45
54 x 28 x 54	SRT5428	89	70	45	41	45
54 x 35 x 54	SRT5435	89	74	45	42	45
54 x 42 x 54	SRT5442	89	81	45	42	45
76.1 x 22 x 76.1	SRT7622	108	83	57	55	57
76.1 x 28 x 76.1	SRT7628	108	85	57	56	57
76.1 x 35 x 76.1	SRT7635	108	87	57	57	57
76.1 x 42 x 76.1	SRT7642	108	95	57	57	57
76.1 x 54 x 76.1	SRT7654	108	102	57	57	57
88.9 x 22 x 88.9	SRT8922	120	90	63	61	63
88.9 x 28 x 88.9	SRT8928	120	92	63	62	63
88.9 x 35 x 88.9	SRT8935	120	94	63	63	63
88.9 x 42 x 88.9	SRT8942	120	102	63	63	63
88.9 x 54 x 88.9	SRT8954	120	108	63	64	63
88.9 x 76 x 88.9	SRT8976	120	112	63	62	63
108 x 22 x 108	SRT10822	144	99	74	70	74
108 x 28 x 108	SRT10828	144	101	74	72	74
108 x 35 x 108	SRT10835	144	103	74	73	74
108 x 42 x 108	SRT10842	144	111	74	73	74
108 x 54 x 108	SRT10854	144	118	74	73	74
108 x 76.1 x 108	SRT10876	144	122	74	71	74
108 x 88.9 x 108	SRT10889	144	129	74	72	74

Fittings supplied standard with EPDM O Rings. When ordering HT or Gas, please add to part number.

TEE, THREADED 90°

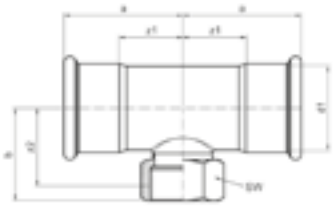

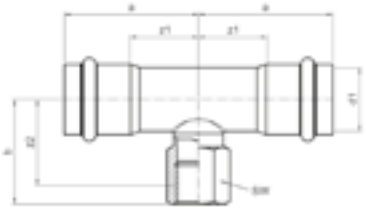

TUBE X THREAD X TUBE	CODE	a	b	z1	z2	SW
15 x ½ x 15	STF1515	48	45	22	32	24
22 x ¼ x 22	STF2215	54	48	26	35	24
22 x ¾ x 22	STF2220	54	50	26	35	32
28 x ½ x 28	STF2815	60	46	30	32	24
28 x ¾ x 28	STF2820	60	54	30	39	32
28 x 1 x 28	STF2825	60	57	30	40	38
35 x ½ x 35	STF3515	65	49	35	36	24
35 x ¾ x 35	STF3520	65	51	35	36	32
35 x 1¼ x 35	STF3532	65	65	35	45	46
42 x ½ x 42	STF4215	77	54	39	40	24
42 x ¾ x 42	STF4220	77	56	39	41	32
42 x 1½ x 42	STF4240	77	68	39	48	55
54 x ½ x 54	STF5415	89	60	45	46	24
54 x ¾ x 54	STF5420	89	62	45	47	32
54 x 2 x 54	STF5450	89	80	45	56	65
76.1 x ¾ x 76.1	STF7620	108	75	57	60	32
76.1 x 2 x 76.1	STF7650	108	85	57	61	65
88.9 x ¾	STF8920	120	82	63	67	32
88.9 x 2	STF8950	120	91	63	67	65
108.0 x ¾ x 108.0	STF10820	144	91	74	76	32
108.0 x 2 x 108.0	STF10850	144	101	74	77	65

MALE ADAPTOR

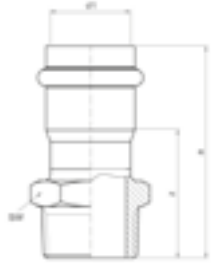

TUBE X THREAD	CODE	a	z	SW
15 x ⅜	SMA1510	41	15	19
15 x ½	SMA1515	46	20	24
15 x ¾	SMA1520	63	37	30
22 x ½	SMA2215	51	22	27
22 x ¾	SMA2220	51	22	30
22 x 1	SMA2225	52	23	36
28 x ¾	SMA2820	72	42	30
28 x 1	SMA2825	74	44	36
35 x 1	SMA3525	80	49	36
35 x 1¼	SMA3532	84	53	46
42 x 1½	SMA4240	94	55	55
54 x 2	SMA5450	107	62	65
76.1 x 2½	SMA7665	117	65	100
88.9 x 3	SMA8980	136	78	105
108.0 x 4	SMA108100	155	84	125

Fittings supplied standard with EPDM O Rings. When ordering HT or Gas, please add to part number.

ibexaustralia.com.au sales@ibexaustralia.com.au 1300 85 45 20

FEMALE ADAPTOR

TUBE X THREAD	CODE	a	z	SW
15 x ½	SFA1515	46	7	24
15 x ¾	SFA1520	49	9	30
22 x ½	SFA2215	50	8	24
22 x ¾	SFA2220	52	9	30
22 x 1	SFA2225	55	9	38
28 x ¾	SFA2820	76	32	32
28 x 1	SFA2825	79	32	38
35 x 1¼	SFA3532	89	39	46
42 x 1½	SFA4240	98	40	55
54 x 2	SFA5450	107	39	65

PLUGIN ADAPTOR, MALE

FITTING X THREAD	CODE	a	SW
15 x ½	SMAP1515	59	22
22 x ½	SMAP2215	64	24
22 x ¾	SMAP2220	68	30
28 x 1	SMAP2825	76	36
54 x 2	SMAP5450	114	65

PLUGIN ADAPTOR, FEMALE

FITTING X THREAD	CODE	a	z	SW
15 x ½	SFAP1515	66	53	24
22 x ½	SFAP2215	71	58	24
22 x ½	SFAP2220	73	58	32
28 x ¾	SFAP2820	78	63	32

ROLL GROOVE ADAPTER

TUBE X GROOVE	CODE	L	Z
28 x 33.7	SRGA2833.7	83	54
35 x 42.4	SRGA3542.4	85	55
42 x 48.3	SRGA4248.3	93	55
54 x 60.3	SRGA5460.3	98	54
76 x 76.1	SRGA7676.1	103	53
89 x 88.9	SRGA8988.9	110	53
108 x 114	SRGA108114	129	60

Fittings supplied standard with EPDM O Rings. When ordering HT or Gas, please add to part number.

BARREL UNION, FLAT SEALING, STAINLESS STEEL NUT

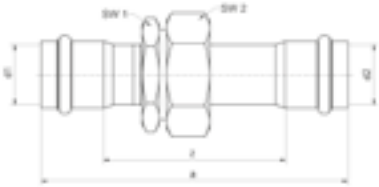

TUBE X TUBE	CODE	a	z	G	SW1	SW2
15	SBUP15	111	60	½	24	24
22	SBUP22	127	70	1	36	38
28	SBUP28	143	84	1¼	46	50
35	SBUP35	146	85	1½	50	55
42	SBUP42	158	81	1¾	55	58
54	SBUP54	175	85	2¾	70	75

BARREL UNION, MALE, FLAT SEALING, STAINLESS STEEL NUT

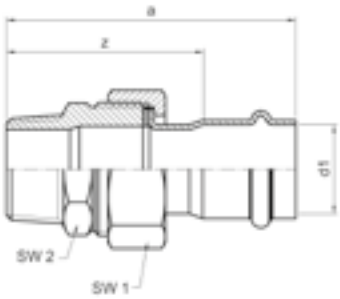

TUBE X THREAD	CODE	a	z	SW1	SW2
15 x ½	SBUPM1515	90	63	30	27
22 x ¾	SBUPM2220	101	71	38	36
28 x 1	SBUPM2825	115	85	50	36
35 x 1¼	SBUPM3532	124	92	55	46
42 x 1½	SBUPM4240	126	87	58	55
54 x 2	SBUPM5450	138	93	75	70

BARREL UNION, FEMALE, FLAT SEALING, STAINLESS STEEL NUT

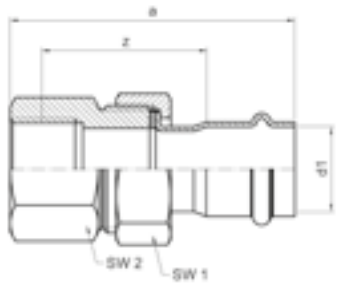

TUBE X THREAD	CODE	a	z	SW1	SW2
15 x ½	SBUPF1515	93	53	27	24
22 x ¾	SBUPF2220	104	60	38	32
28 x 1	SBUPF2825	118	71	40	41
35 x 1¼	SBUPF3532	113	62	55	46
42 x 1½	SBUPF4240	115	57	58	55
54 x 2	SBUPF5450	126	57	75	70

Fittings supplied standard with EPDM O Rings. When ordering HT or Gas, please add to part number.

ibexaustralia.com.au sales@ibexaustralia.com.au 1300 85 45 20

FLANGE TABLE D, E

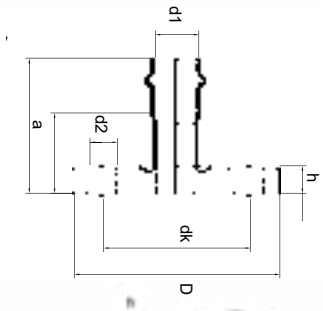

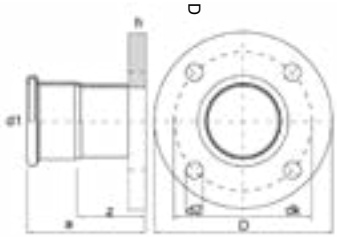

FITTING X FLANGE	CODE	a	z	h	dk	d2	D	BOLT HOLES
15 x ½	SFDE15	33	12	5	67	14	95	4
22 x ¾	SFDE22	43	20	5	73	14	100	4
28 x 1	SFDE28	44	20	5	83	14	115	4
35 x 1¼	SFDE35	45	20	6	87	14	120	4
42 x 1½	SFDE42	53	18	6	98	14	135	4
54 x 2	SFDE54	61	22	8	114	18	150	4
76.1 x 3	SFDE76	76	26	10	146	18	185	4
88.9 x 3	SFDE89	83	27	10	146	18	185	4
108 x 4	SFDE108	124	25	10	178	18	215	4

STEM FLANGE TABLE D, E

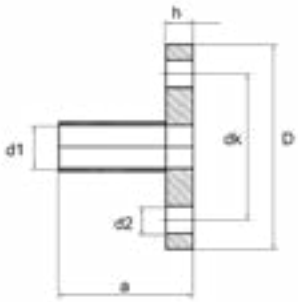

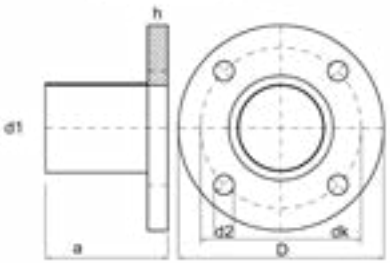

TUBE X FLANGE	CODE	a	h	dk	d2	D	BOLT HOLES
15 x ½	SSFDE15	60	5	67	14	95	4
22 x ¾	SSFDE22	90	5	73	14	100	4
28 x 1	SSFDE28	120	5	83	14	115	4
35 x 1¼	SSFDE35	130	6	87	14	120	4
42 x 1½	SSFDE42	150	6	98	14	135	4
54 x 2	SSFDE54	180	8	114	18	150	4
76.1 x 3	SSFDE76	180	10	146	18	185	4
88.9 x 3	SSFDE8976	180	10	146	18	185	4
108 x 4	SSFDE108	180	10	178	18	215	4

Fittings supplied standard with EPDM O Rings. When ordering HT or Gas, please add to part number.

FLANGE ANSI 150

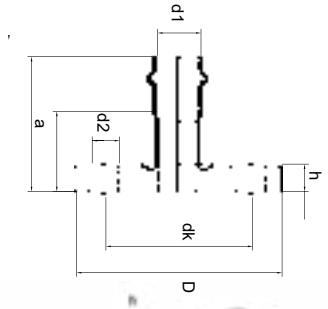

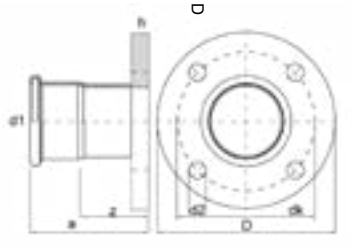

FITTING X FLANGE	CODE	a	z	h	dk	d2	D	BOLT HOLES
15 x ½	SFANSI15	38	17	9.6	60.3	16	90	4
22 x ¾	SFANSI22	49	26	11.2	69.9	16	100	4
28 x 1	SFANSI28	52	28	12.7	79.4	16	110	4
35 x 1¼	SFANSI35	53	28	14.3	88.9	16	115	4
42 x 1½	SFANSI42	63	28	15.9	98.4	16	125	4
54 x 2	SFANSI54	71	32	17.5	120.7	20	150	4
76.1 x 3	SFANSI76	88	38	22.3	152.4	20	190	4
88.9 x 3	SFANSI89	95	39	22.3	152.4	20	190	4
108 x 4	SFANSI108	138	37	22.3	190.5	20	230	8

STEM FLANGE ANSI 150

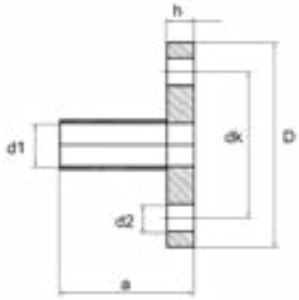

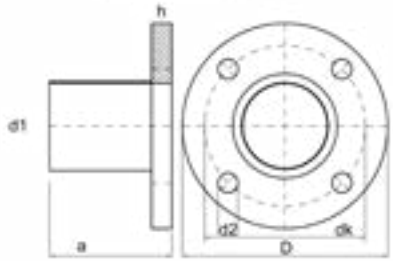

TUBE X FLANGE	CODE	a	h	dk	d2	D	BOLT HOLES
15 x ½	SSFANSI15	60	9.6	60.3	16	90	4
22 x ¾	SSFANSI22	90	11.2	69.9	16	100	4
28 x 1	SSFANSI28	120	12.7	79.4	16	110	4
35 x 1¼	SSFANSI35	130	14.3	88.9	16	115	4
42 x 1½	SSFANSI42	150	15.9	98.4	16	125	4
54 x 2	SSFANSI54	180	17.5	120.7	20	150	4
76.1 x 3	SSFANSI76	180	22.3	152.4	20	190	4
88.9 x 3	SSFANSI89	180	22.3	152.4	20	190	4
108 x 4	SSFANSI108	180	22.3	190.5	20	230	8

Fittings supplied standard with EPDM O Rings. When ordering HT or Gas, please add to part number.

ibexaustralia.com.au sales@ibexaustralia.com.au 1300 85 45 20

FLANGE PN16

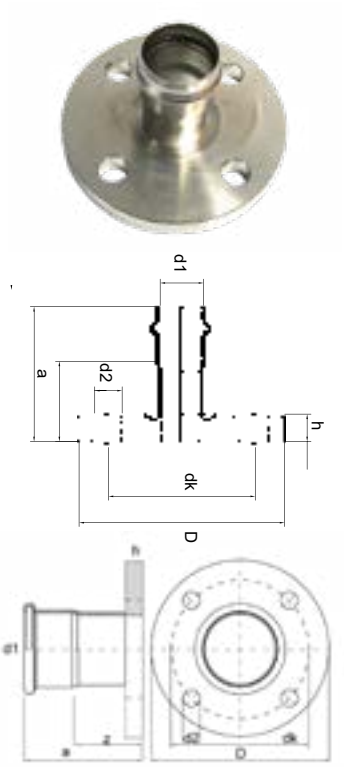

FITTING X FLANGE	CODE	a	z	h	dk	d2	D	BOLT HOLES
15 x ½	SFPN1615	65	39	14	65	14	95	4
22 x ¾	SFPN1622	69	40	16	75	14	105	4
28 x 1	SFPN1628	75	45	16	85	14	115	4
35 x 1¼	SFPN1635	78	47	18	100	18	140	4
42 x 1½	SFPN1642	87	48	18	110	18	150	4
54 x 2	SFPN1654	100	55	20	125	18	165	4
76.1 x 3	SFPN1676	124	73	20	160	18	200	4
88.9 x 3	SFPN1689	137	79	20	160	18	200	8
108 x 4	SFPN16108	162	92	22	180	18	220	8

Stem and other flanges available upon request.

LENGTH COMPENSATOR

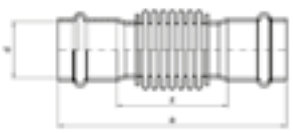

TUBE X TUBE	CODE	a	z	gdk
15	SLC15	106	45	10
22	SLC22	108	37	14
28	SLC28	113	42	12
35	SLC35	124	49	14
42	SLC42	146	53	16
54	SLC54	165	56	20
76.1	SLC76	201	76	28
88.9	SLC89	226	83	28
108	SLC108	265	92	34

Installation must be visible & easily accessible, 16 bar working pressure.

Fittings supplied standard with EPDM O Rings. When ordering HT or Gas, please add to part number.

FULL CROSSOVER

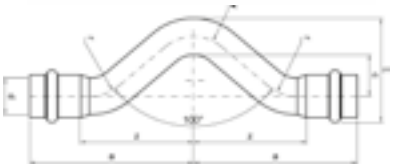

TUBE X TUBE	CODE	a	c	h	z
15	SFCO15	79	21	8	53
22	SFCO22	93	26	7	64
28	SFCO28	105	28	9	84

ELBOW 90° FEMALE / MALE - LONG

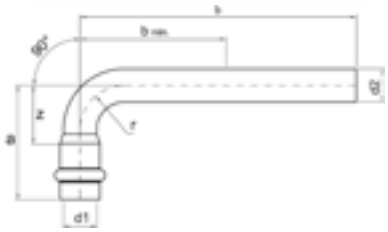

FITTING X TUBE	CODE	a	b	z
15	SMFEL15	52	125	26
22	SMFEL22	63	150	34
28	SMFEL28	75	200	45
35	SMFEL35	87	225	56
42	SMFEL42	103	250	64
54	SMFEL54	125	300	80

3 PIECE LOCKABLE PRESS BALL VALVE

TUBE X TUBE	CODE
15	SSPV15-3
20	SSPV22-3
25	SSPV28-3
35	SSPV35-3
42	SSPV42-3
54	SSPV54-3
76.1	SSPV76-3
88.9	SSPV89-3
108	SSPV108-3

Fittings supplied standard with EPDM O Rings. When ordering HT or Gas, please add to part number.

ibexaustralia.com.au sales@ibexaustralia.com.au 1300 85 45 20

ZINC SCL

CODE	DESCRIPTION
SCL15	Zinc Plated Clip 15mm M10 Rubber Lined
SCL22	Zinc Plated Clip 22mm M10 Rubber Lined
SCL28	Zinc Plated Clip 28mm M10 Rubber Lined
SCL35	Zinc Plated Clip 35mm M10 Rubber Lined
SCL42	Zinc Plated Clip 42mm M10 Rubber Lined
SCL54	Zinc Plated Clip 54mm M10 Rubber Lined
SCL76	Zinc Plated Clip 76mm M10 Rubber Lined
SCL89	Zinc Plated Clip 89mm M10 Rubber Lined
SCL108	Zinc Plated Clip 108mm M10 Rubber Lined

ZINC SCL-2

CODE	DESCRIPTION
SCL15-2	Zinc Plated Clip 15mm M10 Rubber Lined -2 bolt
SCL22-2	Zinc Plated Clip 22mm M10 Rubber Lined -2 bolt
SCL28-2	Zinc Plated Clip 28mm M10 Rubber Lined -2 bolt
SCL35-2	Zinc Plated Clip 35mm M10 Rubber Lined -2 bolt
SCL42-2	Zinc Plated Clip 42mm M10 Rubber Lined -2 bolt
SCL54-2	Zinc Plated Clip 54mm M10 Rubber Lined -2 bolt

STAINLESS STEEL SSCL

CODE	DESCRIPTION
SSCL15	Stainless Steel 316 Nut Clip M10, 15mm
SSCL22	Stainless Steel 316 Nut Clip M10, 22mm
SSCL28	Stainless Steel 316 Nut Clip M10, 28mm
SSCL35	Stainless Steel 316 Nut Clip M10, 35mm
SSCL42	Stainless Steel 316 Nut Clip M10, 42mm
SSCL54	Stainless Steel 316 Nut Clip M10, 54mm
SSCL76	Stainless Steel 316 Nut Clip M10, 76mm
SSCL89	Stainless Steel 316 Nut Clip M10, 89mm
SSCL108	Stainless Steel 316 Nut Clip M10, 108mm

STAINLESS STEEL SSSCL

CODE	DESCRIPTION
SSSCL15	Stainless Steel 316 Two Piece Channel Clip 15mm
SSSCL22	Stainless Steel 316 Two Piece Channel Clip 22mm
SSSCL28	Stainless Steel 316 Two Piece Channel Clip 28mm
SSSCL35	Stainless Steel 316 Two Piece Channel Clip 35mm
SSSCL42	Stainless Steel 316 Two Piece Channel Clip 42mm
SSSCL54	Stainless Steel 316 Two Piece Channel Clip 54mm
SSSCL76	Stainless Steel 316 Two Piece Channel Clip 76mm
SSSCL89	Stainless Steel 316 Two Piece Channel Clip 89mm
SSSCL108	Stainless Steel 316 Two Piece Channel Clip 108mm

ZINC SCLE5 - INSERT

CODE	DESCRIPTION
SCLE5-15INSERT	Zinc Plated Two Piece Channel Clip with Insert 15mm
SCLE5-22INSERT	Zinc Plated Two Piece Channel Clip with Insert 22mm
SCLE5-28INSERT	Zinc Plated Two Piece Channel Clip with Insert 28mm
SCLE5-35INSERT	Zinc Plated Two Piece Channel Clip with Insert 35mm
SCLE5-42INSERT	Zinc Plated Two Piece Channel Clip with Insert 42mm
SCLE5-54INSERT	Zinc Plated Two Piece Channel Clip with Insert 54mm
SCLE5-76INSERT	Zinc Plated Two Piece Channel Clip with Insert 76mm

ZINC TWO PIECE CHANNEL CLIP

CODE	DESCRIPTION
SCLE5-89	Zinc Plated Two Piece Channel Clip 89mm
SCLE5-108	Zinc Plated Two Piece Channel Clip 108mm
SCLE5-PVCROLL	PVC Strip Insert 20M Roll

TUBE CLAMPS – SHPC

CODE	DESCRIPTION
SHPC15	Hydraulic Tube Clamp 15mm
SHPC22	Hydraulic Tube Clamp 22mm
SHPC28	Hydraulic Tube Clamp 28mm
SHPC35	Hydraulic Tube Clamp 35mm
SHPC42	Hydraulic Tube Clamp 42mm
SHPC54	Hydraulic Tube Clamp 54mm
SHPC76	Hydraulic Tube Clamp 76mm
SHPC89	Hydraulic Tube Clamp 89mm
SHPC108	Hydraulic Tube Clamp 108mm

STAINLESS STEEL SSSPCH

CODE	DESCRIPTION
SSSOB	Stainless Steel 316 – Stand Off Bracket
SSSPCH15	Stainless Steel 316 Single Piece Clip Head 15mm
SSSPCH22	Stainless Steel 316 Single Piece Clip Head 22mm
SSSPCH28	Stainless Steel 316 Single Piece Clip Head 28mm
SSSPCH35	Stainless Steel 316 Single Piece Clip Head 35mm
SSSPCH42	Stainless Steel 316 Single Piece Clip Head 42mm
SSSPCH54	Stainless Steel 316 Single Piece Clip Head 54mm

For other clipping systems available, please contact the sales team.

ibexaustralia.com.au sales@ibexaustralia.com.au 1300 85 45 20

TUBEPRESS® INSTALLATION TOOLS

PRESSING EQUIPMENT – PRESSTOOLS

CODE	DESCRIPTION
SPT-B-203PTB	Stainless Steel Press Tool ACO203 Bluetooth, 1 x 18V Battery, 240V Charger & Tool Box. 15mm-54mm
SPT-B-403PTB	Stainless Steel Press Tool ACO403 Bluetooth, 2 x 18V Battery, 240V Charger & Tool Box. 76mm-108mm

CODE	DESCRIPTION
SPT-202J15	Stainless Steel Press Jaw 15mm
SPT-202J22	Stainless Steel Press Jaw 22mm
SPT-202J28	Stainless Steel Press Jaw 28mm
SPT-202J35	Stainless Steel Press Jaw 35mm
SPT-202AJ	Stainless Steel Adaption Jaw ZB203
SPT-202C42	Stainless Steel Press Collar 42mm
SPT-202C54	Stainless Steel Press Collar 54mm
SPT-202HP28	Stainless Steel High Pressure Sling 28mm
SPT-202HP35	Stainless Steel High Pressure Sling 35mm
SPT-202HP42	Stainless Steel High Pressure Sling 42mm
SPT-202HP54	Stainless Steel High Pressure Sling 54mm
SPT-401HP76	Stainless Steel High Pressure Sling 401 76mm in Tool Box
SPT-401HP89	Stainless Steel High Pressure Sling 401 89mm in Tool Box
SPT-401HP108	Stainless Steel High Pressure Sling 401 108mm in Tool Box

CUTTERS AND DEBURRERS

CODE	DESCRIPTION
STC35	Stainless Steel Tube Cutter 35mm
STC54	Stainless Steel Tube Cutter 54mm
STC108	Stainless Steel Tube Cutter 54 - 108mm
STC168	Stainless Steel Tube Cutter 102mm - 168mm
STD54	Stainless Steel Tube Deburrer 0 - 54mm
STDH	Stainless Steel Hand Deburrer 15 - 108mm
STC845001	Pipe Cutting Machine 22 - 108mm
STC845050	Cu-Inox Cutter Wheel for Cento (SS/Copper)
STC845110	Stainless Steel Rollers for Cento
STC849315	Stand for Cento Cutter
STC120120	Herkules Tripod Stand with Roller Heads
STC113835	Reg 10 - 54E Deburrer (Can Use on Cento/ Drill)
STC113840	Reg 28 -108 Inner Deburrer (Used on Cento)

STAINLESS STEEL REDUCING BUSHES

CODE	SIZE	CODE	SIZE
SSRB0806	08X06	SSRB4032	40x32
SSRB1008	10X08	SSRB5020	50x20
SSRB1508	15X08	SSRB5025	50x25
SSRB1510	15X10	SSRB5032	50x32
SSRB2010	20X10	SSRB5040	50x40
SSRB2510	25X10	SSRB6540	65x40
SSRB2515	25X15	SSRB6550	65x50
SSRB2520	25X20	SSRB8040	80x40
SSRB3215	32x15	SSRB8050	80x50
SSRB3220	32x20	SSRB8065	80x65
SSRB3225	32x25	SSRB10050	100x50
SSRB4020	40x20	SSRB10065	100x65
SSRB4025	40x25	SSRB10080	100x80

REDUCING HEX NIPPLES

CODE	SIZE	CODE	SIZE
SSRHN0806	08X06	SSRHN5020	50X20
SSRHN1008	10X08	SSRHN5025	50X25
SSRHN1508	15X08	SSRHN5032	50X32
SSRHN1510	15X10	SSRHN5040	50X40
SSRHN2010	20X10	SSRHN6540	65X40
SSRHN2015	20X15	SSRHN6550	65X50
SSRHN2510	25X10	SSRHN8040	80X40
SSRHN2515	25X15	SSRHN8050	80X50
SSRHN2520	25X20	SSRHN8065	80X65
SSRHN3215	32X15	SSRHN10050	100X50
SSRHN3220	32X20	SSRHN10065	100X65
SSRHN3225	32X25	SSRHN10080	100X80
SSRHN4020	40X20		
SSRHN4025	40X25		
SSRHN4032	40X32		

HEX NIPPLES

CODE	SIZE	CODE	SIZE
SSHN06	6 mm	SSHN32	32mm
SSHN08	8 mm	SSHN40	40mm
SSHN10	10mm	SSHN50	50mm
SSHN15	15mm	SSHN65	65mm
SSHN20	20mm	SSHN80	80mm
SSHN25	25mm	SSHN100	100mm

ibexaustralia.com.au sales@ibexaustralia.com.au 1300 85 45 20

THREADED CAPS

CODE	SIZE	CODE	SIZE
SSTC06	6 mm	SSTC32	32mm
SSTC08	8 mm	SSTC40	40mm
SSTC10	10mm	SSTC50	50mm
SSTC15	15mm	SSTC65	65mm
SSTC20	20mm	SSTC80	80mm
SSTC25	25mm	SSTC100	100mm

SPRING CHECK VALVE

CODE	SIZE	CODE	SIZE
SSSC15	15mm	SSSC32	32mm
SSSC20	20mm	SSSC40	40mm
SSSC25	25mm	SSSC50	50mm

THREADED M / F ELBOWS 90°

CODE	SIZE	CODE	SIZE
SSMFE06	6 mm	SSMFE32	32mm
SSMFE08	8 mm	SSMFE40	40mm
SSMFE10	10mm	SSMFE50	50mm
SSMFE15	15mm	SSMFE65	65mm
SSMFE20	20mm	SSMFE80	80mm
SSMFE25	25mm	SSMFE100	100mm

THREADED F / F ELBOWS 90°

CODE	SIZE	CODE	SIZE
SSE06	6 mm	SSE32	32mm
SSE08	8 mm	SSE40	40mm
SSE10	10mm	SSE50	50mm
SSE15	15mm	SSE65	65mm
SSE20	20mm	SSE80	80mm
SSE25	25mm	SSE100	100mm

THREADED ELBOWS 45°

CODE	SIZE	CODE	SIZE
SSE4508	8 mm	SSE4540	40mm
SSE4510	10mm	SSE4550	50mm
SSE4515	15mm	SSE4565	65mm
SSE4520	20mm	SSE4580	80mm
SSE4525	25mm	SSE45100	100mm
SSE4532	32mm		

THREADED TEES

CODE	SIZE	CODE	SIZE
SST06	6 mm	SST32	32mm
SST08	8 mm	SST40	40mm
SST10	10mm	SST50	50mm
SST15	15mm	SST65	65mm
SST20	20mm	SST80	80mm
SST25	25mm	SST100	10mm

THREADED COUPLINGS

CODE	SIZE	CODE	SIZE
SSC06	6 mm	SSC32	32mm
SSC08	8 mm	SSC40	40mm
SSC10	10mm	SSC50	50mm
SSC15	15mm	SSC65	65mm
SSC20	20mm	SSC80	80mm
SSC25	25mm	SSC100	100mm

THREADED BARREL UNIONS F / F

CODE	SIZE	CODE	SIZE
SSBU06FF	6 mm	SSBU32FF	32mm
SSBU08FF	8 mm	SSBU40FF	40mm
SSBU10FF	10mm	SSBU50FF	50mm
SSBU15FF	15mm	SSBU65FF	65mm
SSBU20FF	20mm	SSBU80FF	80mm
SSBU25FF	25mm	SSBU100FF	100mm

THREADED BARREL UNIONS M / F

CODE	SIZE	CODE	SIZE
SSBU08	8 mm	SSBU25	25mm
SSBU10	10mm	SSBU32	32mm
SSBU15	15mm	SSBU40	40mm
SSBU20	20mm	SSBU50	50mm

PLUGS

CODE	SIZE	CODE	SIZE
SSP06	6 mm	SSP32	32mm
SSP08	8 mm	SSP40	40mm
SSP10	10mm	SSP50	50mm
SSP15	15mm	SSP65	65mm
SSP20	20mm	SSP80	80mm
SSP25	25mm	SSP100	100mm

HOSE BARB

CODE	SIZE	CODE	SIZE
SSHB08	8 mm	SSHB40	40mm
SSHB10	10mm	SSHB50	50mm
SSHB15	15mm	SSHB65	65mm
SSHB20	20mm	SSHB80	80mm
SSHB25	25mm	SSHB100	100mm
SSHB32	32mm		

LINE STRAINER

CODE	SIZE	CODE	SIZE
SSLS15	15mm	SSLS32	32mm
SSLS20	20mm	SSLS40	40mm
SSLS25	25mm	SSLS50	50mm

Other accessories available on request

ibexaustralia.com.au sales@ibexaustralia.com.au 1300 85 45 20

TUBEPRESS® INSTALLATION

CORROSIVE ENVIRONMENTS

TUBEPRESS® has excellent resistance to a broad range of chemicals and or industrial mixtures / media. O-rings are available in a range of materials, user should verify compatibility of components with their application. TUBEPRESS® stainless steel pipelines generally do not require any additional corrosion protection, except in atmospheres which contain chloride or chlorine. Please consult our technical department if TUBEPRESS® is to be used for diverse media such as industrial applications, swimming pools or for reticulating sea water. When planning and installing TUBEPRESS®, high concentrations of chloride, which could work on the system externally, and/or internal evaporation need to be avoided as a matter of principle. In some applications the tubes should be protected by suitable coatings or jacketing. Extensive compatibility charts are available. Resistance to specific chemicals should be checked with technical department.

UNDERGROUND SYSTEMS

Underground pipework should be protected against possible external substances causing corrosion or damage to O-rings. Please refer to technical department.

EXPLOSIVE OR IGNITABLE ATMOSPHERE

You, the user/customer/purchaser is responsible to identify any potential hazardous areas and to take necessary measures or precautions for complete safety. Information on protective measures is available with advice on your specific application.

DISSIMILAR METALS

TUBEPRESS® may be connected to copper or galvanised steel provided a minimum separation distance of the pipe diameter, in brass or bronze, is maintained. Valves and fittings in brass or bronze may be used.

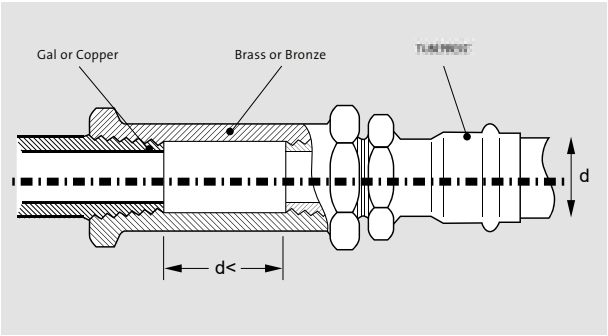

Permissable connection between stainless steel and copper or galvanised steel.

CUTTING

TUBEPRESS® tubes are best cut with tube cutters or a fine-toothed planetary metal saw – whereby it is essential to ensure that the blade was not used previously to cut unalloyed steel. If electric powered saws are used, the cutting speed must be limited so that temper colours are not created at the point of cutting in order to prevent the material becoming sensitised.

CAUTION!
The utilisation of cutting disks (flexible) or flame cutter is not permissible for the cutting of stainless steel tubes.

If annealing colours should arise, these must be eliminated on the inside and outside surface of the stainless steel tubes. Experience indicates that even a straw yellow discoloration of the stainless steel can lead to a sensitisation of the material. Particularly suitable for the cutting of tubes of stainless steel or copper is the saw RA 21 + GF+, with which the outside cut edges are also deburred simultaneously with the cutting. Tube ends must be de-burred inside and outside.

BENDING

TUBEPRESS® 15 mm to 28 mm can be bent cold with suitable bending tools. A bending radius of at least r = 3.5 x d is to be maintained. After bending, a sufficiently long tube section is required to fit connections. With larger than above specified dimensions, the manufacturer of the bending tools is responsible for a perfect bending result.

HOT BENDING OF TUBEPRESS® IS NOT PERMITTED.

THREAD SEALANTS

The use of permanent elastic thread sealant is recommended. No sealants containing chloride are to be used.

STORAGE AND TRANSPORT

Ensure that tube and fittings do not come into contact with mild/carbon steel as damage to TUBEPRESS®'s inherent passive layer will result. A physical separation must be maintained between TUBEPRESS® and metal strapping, racking, truck trays, trolleys, workbenches, etc.

ibex AUSTRALIA
ibexaustralia.com.au
sales@ibexaustralia.com.au
1300 85 45 20

THERMAL EXPANSION

LENGTH EXPANSION AND CONTRACTION

Tubes carrying hot media expand differently depending on the temperature difference and/or fluxations. The installation must allow for sufficient expansion movement. Generally this movement can be absorbed on changes of direction, elbows etc but on longer lengths the following recommendations should be adhered to.

TUBEPRESS® THERMAL EXPANSION FORMULA

$$\Delta\ell = \frac{a\,\ell\,\Delta T}{1000}$$

$\Delta\ell$ = Thermal Expansion (mm)
a = 16.5 Coefficient of Expansion (20°C to 100°C)
ℓ = Pipe Length (M)
ΔT = Temperature Variation (C° or K)

EXAMPLE:

A tube for heated drinking water is 8m in length and has an operating temperature of t_W = 60°C and a cold water temperature of t_K = 10°C. The change in length $\Delta\ell$ as a result of thermal expansion needs to be determined. Temperature difference $\Delta t = t_W - t_K$ = 60°C – 10°C =50 K. The formula shows the change in length to be $\Delta\ell$ = 6.6 mm. For clip positioning to allow for this thermal movement please refer to the following information.

LENGTH X IN M

OUTER TUBE DIAMETER MM	EXPANSION ALLOWANCE IN MM*														
	5	10	15	20	25	30	35	40	45	50	55	60	65	70	75
15	0.40	0.57	0.69	0.80	0.90	0.98	1.06	1.13	1.20	1.27	1.33	1.39	1.45	1.50	1.55
22	0.49	0.69	0.84	0.97	1.09	1.19	1.28	1.37	1.46	1.54	1.61	1.68	1.75	1.82	1.88
28	0.55	0.77	0.95	1.10	1.22	1.34	1.45	1.55	1.64	1.73	1.82	1.90	1.97	2.05	2.12
35	0.61	0.87	1.06	1.22	1.37	1.50	1.62	1.73	1.84	1.94	2.03	2.12	2.21	2.29	2.37
42	0.67	0.95	1.16	1.34	1.50	1.64	1.77	1.90	2.01	2.12	2.22	2.32	2.42	2.51	2.60
54	0.76	1.08	1.32	1.52	1.70	1.86	2.01	2.15	2.28	2.41	2.52	2.63	2.74	2.85	2.95
76.1	0.90	1.26	1.56	1.81	2.02	2.21	2.39	2.55	2.71	2.86	2.99	3.13	3.26	3.38	3.50
88.9	0,98	1,38	1,69	1,95	2,19	2,39	2,59	2,76	2,93	3,09	2,35	3,38	3,65	3,65	3.79
108	1.08	1.52	1.86	2.15	2.41	2.63	2.85	3.04	3.23	3.40	3.57	3.73	3.88	4.02	4.17

* As calculated from Thermal expansion Formula

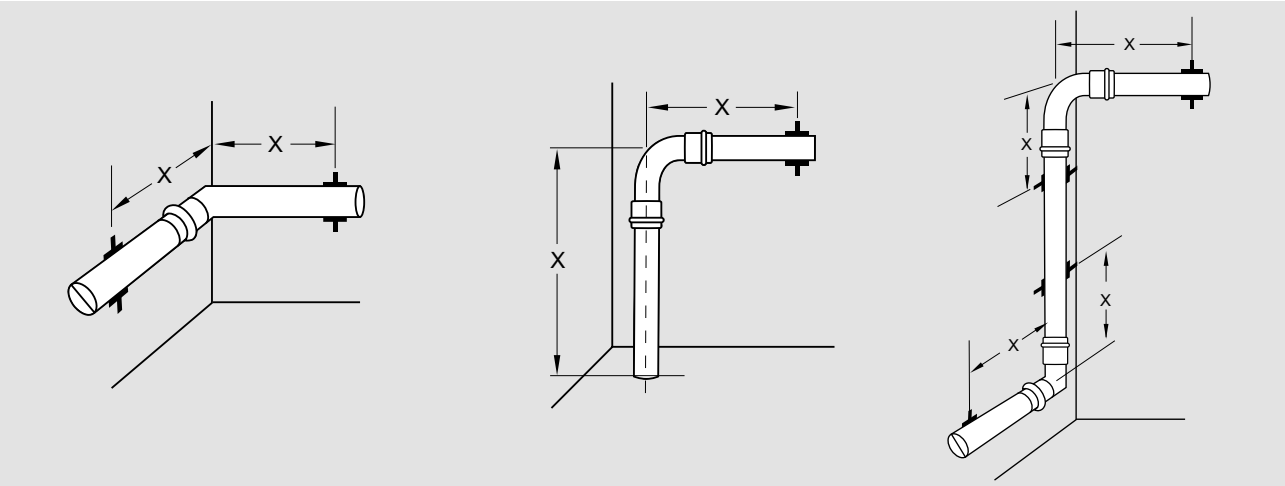

Minimum spacing X to allow for thermal expansion (see chart – Length X in m)

LENGTH L IN M

TUBE OUTER DIAMETER MM	EXPANSION ALLOWANCE IN MM*														
	5	10	15	20	25	30	35	40	45	50	55	60	70	80	90
15	0.23	0.33	0.40	0.46	0.52	0.57	0.61	0.65	0.69	0.73	0.77	0.80	0.87	0.93	0.98
22	0.28	0.40	0.49	0.56	0.63	0.69	0.74	0.79	0.84	0.89	0.93	0.97	1.05	1.12	1.19
28	0.32	0.45	0.55	0.63	0.71	0.77	0.84	0.89	0.95	1.00	1.05	1.10	1.18	1.26	1.34
35	0.35	0.50	0.61	0.71	0.79	0.87	0.94	1.00	1.06	1.12	1.17	1.22	1.32	1.41	1.50
42	0.39	0.55	0.67	0.77	0.87	0.95	1.02	1.10	1.16	1.22	1.28	1.34	1.45	1.55	1.64
54	0.44	0.62	0.76	0.88	0.98	1.08	1.16	1.24	1.32	1.39	1.46	1.52	1.64	1.76	1.86
76.1	0.52	0.74	0.90	1.04	1.17	1.28	1.38	1.47	1.56	1.65	1.73	1.81	1.95	2.09	2.21
88.9	0,56	0,8	0,98	1,13	1,26	1,38	1,49	1,59	1,69	1,78	1,87	1,95	2,11	2,26	2,39
108	0.62	0.88	1.08	1.24	1.39	1.52	1.64	1.76	1.86	1.96	2.06	2.15	2.32	2.48	2.63

* As calculated from Thermal expansion Formula.

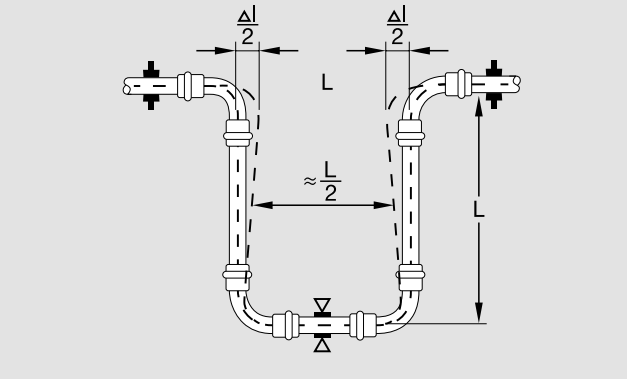

Length compensators are available as pictured if required.

U-pipe compensator (see chart – Length L in m)

SUPPORT SPACINGS

DIAMETER IN MM	15	22	28	35	42	54	76.1	88.9	108
SUPPORT SPACING IN M	1.20	1.80	2.00	2.40	2.40	2.70	3.00	3.00	3.00

Clips are always to be attached on the tube only, not on the fittings. Allowance is to be made for thermal expansion and contraction.



ibexaustralia.com.au sales@ibexaustralia.com.au 1300 85 45 20

SPACE REQUIREMENTS

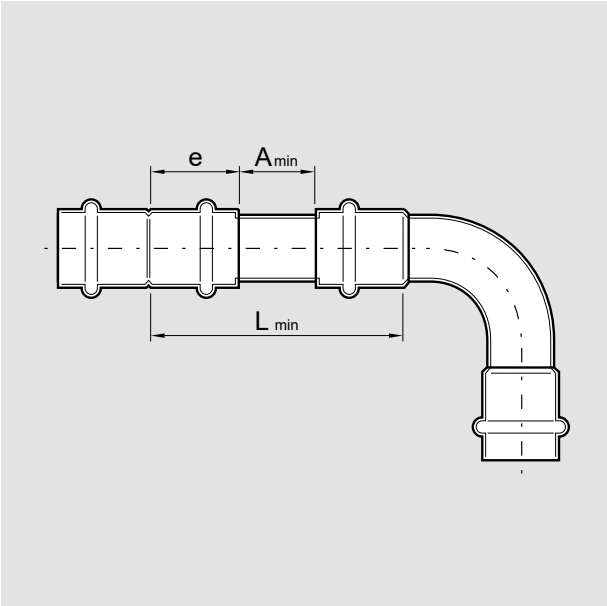

Minimum spacing between two press points
(see following chart)

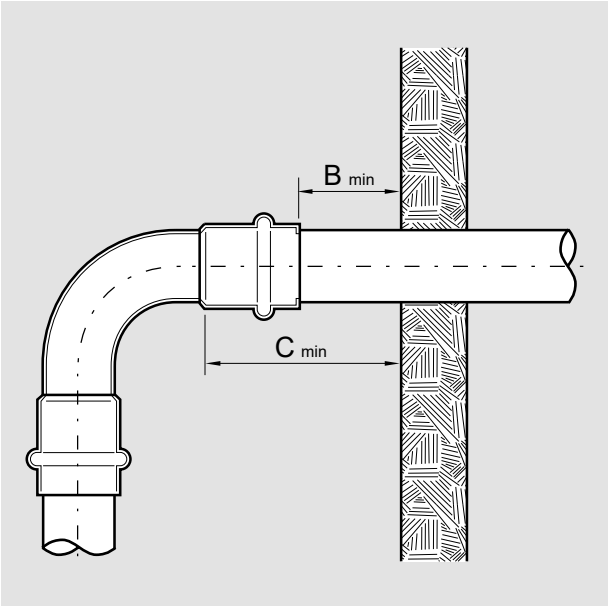

Minimum spacing to wall
(see following chart)

MINIMUM SPACE REQUIREMENT BETWEEN PRESS

TUBE OUTSIDE DIAMETER IN MM	NORMAL SIZE DN	INSERTION DEPTH IN MM E	MINIMUM SPACE IN MM			
			A min	L min	B min	C min
15	12	25	10	46	60	85
22	20	28	10	58	60	88
28	25	29	10	64	60	89
35	32	30	10	74	60	90
42	40	38	20	96	60	98
54	50	44	20	106	60	104
76.1	65	50	30	130	60	110
88.9	80	57	30	142	60	117
108	100	69	30	170	60	129

TUBEPRESS® PRESS PROCEDURE

TUBEPRESS® 15 MM UP TO 22 MM

1. Cut tube to length. The tube ends must be clean with no scratches or grooves. Remove end caps.

2. Deburr tube inside and outside.

3. Witness mark the insertion depth on the tube.

4. Select pressing jaw according to the fitting dimension and insert into the press tool.
Close the retention pin of the tool.

5. Check TUBEPRESS® fitting for correct placement of the sealing ring and push the end of the tube into the fitting by rotating it easily until it reaches a complete stop.
The fitting outer edge must correlate with the witness mark.

6. Open pressing jaw lubricate and place around fitting ensuring bead of the fitting connects into the groove of the pressing jaw.
Commence pressing procedure by activating the start button on the press tool, hold down for 3 seconds to activate automatic function. Support tool throughout the press cycle and when complete remove from fitting. Do not allow interruption to the press cycle. In case of danger, an interruption of the pressing process is possible by pressing the emergency-stop button.
After resetting emergency stop situation, re-press ensuring that press head is located in the same position as the fitting.

Lubrication of the surface of the fitting is highly recommended for seamless installation and tool longevity.

ibexaustralia.com.au sales@ibexaustralia.com.au 1300 85 45 20

TUBEPRESS® PRESS PROCEDURE

TUBEPRESS

TUBEPRESS® 28 MM UP TO 54 MM

1. Cut tube to length with planetary saw or tube cutters.
The tube ends must be clean with no scratches or grooves. Remove end caps.

2. Deburr tube inside and outside.

3. Witness mark the insertion depth on the tube.

4. Check TUBEPRESS® fitting for correct placement of the sealing ring and push the end of the tube into the fitting by rotating it easily until it reaches a complete stop.
The fitting outer edge must correlate with the witness mark.

5. Select intermediate jaw, fit to press tool and close the retention pin.
Select suitable pressing slings lubricate and assemble on TUBEPRESS® fittings.

6. Open the intermediate jaw by pressing the jaw levers down, connect jaw to pressing sling. Check whether fitting outer edge correlates with the marking of the insertion depth. Commence the pressing procedure by actuating the start button on the press tool, hold down for three seconds to activate automatic function. Do not allow interruption to the press cycle. In case of danger, an interruption of the pressing process is possible by pressing the emergency-stop button. After resetting emergency stop situation, re-press ensuring that press head is located in the same position on the fitting.

Lubrication of the surface of the fitting is highly recommended for seamless installation and tool longevity.

TUBEPRESS® PRESS PROCEDURE

TUBEPRESS® 76 MM UP TO 108 MM

1. Cut tube to length with planetary saw or tube cutters.
The tube ends must be clean with no scratches or grooves.
Remove end caps.

2. Deburr tube inside and outside with a deburring tool.

3. Witness mark the insertion depth on the tube.

4. Check TUBEPRESS® fitting for correct placement of the sealing ring and push the end of the tube into the fitting by rotating it easily until it reaches a complete stop.
The fitting outer edge must correlate with the witness mark.

5. Select suitable pressing slings lubricate and assemble on TUBEPRESS® fitting.
Please Note: Press sling must be reset to original open position before each press.

6. Open the intermediate jaw by pressing the jaw levers down check whether fitting outer edge correlates with the marking of the insertion depth. Commence the pressing procedure by actuating the start button on the press tool, hold down for three seconds to activate automatic function. Do not allow interruption to the press cycle. In case of danger, an interruption of the pressing process is possible by pressing the emergency-stop button. After resetting emergency stop situation, re-press ensuring that press head is located in the same position on the fitting. When press tool completes the press cycle remove from sling. Release the pressing sling by depressing the arresting latch button. Push out the locking pins from opposite side and remove press sling from fitting.

Lubrication of the surface of the fitting is highly recommended for seamless installation and tool longevity.

ibex AUSTRALIA
ibexaustralia.com.au
sales@ibexaustralia.com.au
1300 85 45 20

PRODUCT RANGE

1300 85 45 20

- 316L Stainless Steel
- Press connection
- Standard pressure ratings
- 15mm – 108mm
- Watermark & ActivFire® Certification

impress

- 316L Stainless Steel
- Press connection
- 25 Bar Pressure Rating
- 140 – 168mm
- Watermark & ActivFire® Certification

impress LARGE BORE

- 304L Stainless Steel
- Economic alternative to copper pipe
- Press connection
- Standard pressure ratings
- 15mm – 108mm
- ActivFire® Certification*

EXPRESS®

- Pressfit Conduit System
- 316L Stainless Steel
- 15mm-108mm

Epress®

- Stainless Steel Compression Fittings
- Double ferrule compression
- Unique perfect tightness indicator
- Seamless BA Tubing

VIS-LOK®

- Compressed Air Pipe System
- PE100 polyethylene
- PN16 Compressed Air & PN25 Fluids
- Corrosion Free, Food Grade
- 20mm – 160mm

(larger sizes available on request)

blutube®

STAINLESS STEEL THREADED FITTINGS & VALVES

*Certificate pending

FOR MORE PRODUCTS, PLEASE VISIT ibexaustralia.com.au

TRADING TERMS

Whilst due care and revision has been taken in preparation of this Manual, IBEX Australia takes no liability for accuracy of information contained herein.

As part of a process of continual improvement, IBEX Australia reserves the right to upgrade or modify components from this description in this manual at any time without notice.

All sales are subject to the company's Terms and Conditions of Sale. E & OE.

TUBEPRESS

ibex AUSTRALIA

1300 85 45 20
sales@ibexaustralia.com.au
ibexaustralia.com.au

MELBOURNE • SYDNEY • BRISBANE • PERTH